

How to Pray Salah

Prophet's (pbuh) Prayer

**A step-by-step guide to perfect
our obligatory prayer (Salah)
according to the Qur'an and
the Sunnah**

**Presented by
Amir Zaman & Nazma Zaman**



بِسْمِ اللَّهِ الرَّحْمَنِ الرَّحِيمِ

Five Times Salah at a glance (Fard & Sunnah) According to Sahih Hadith

Waqt	Sunnah (Raka't)	Fard (Raka't)	Sunnah (Raka't)	Witr (Raka't)
Fajr	2	2		
Dhuhr	2 + 2	4	2	
Asr		4		
Maghrib		3	2	
Ishaa		4	2	1 or 3
Total	6	17	6	-
Total Fard = 17 Raka't, Total Sunnah = 12 Raka't				

Narrated by At-Tirmithi under Hadith No. 380

Note: Raka't – Plural; Raka'h - Singular

Importance of Salah (Prayer)

1. The Prophet (Blessings and peace be upon him) said: “Ask your children to pray at the age of seven and chastise them to do so at the age of ten, and separate them (boys and girls) in their beds.”

(Abu Daud and At-Tirmithi)

2. The Prophet (Blessings and peace be upon him) said: “The line of demarcation between a Muslim and a Kafir is the giving up of Salah [Tarkus Salah].” *(Sahih Muslim)*

NOTE: Imam Nawawi said while explaining this Hadith:

The Prayer is like a barrier between *Kufr* (disbelief) and Islam, so whoever does not pray, he will enter in *Kufr* (he will be a disbeliever).

Virtue of Prayer (Salah)

1. In ayat 45 of Surah Ankabut (29) Allah assures the Muslims that *Innas Salata tanha 'anil fahsha-i wal munkar* (Surely, Salah keeps one away from shameful and evil deeds.)
2. The Prophet (Blessings and peace be upon him) once said to his Companions: “If there was a river at the door of anyone of you and he took a bath in it five times a day, would you notice any dirt on him?” They said, “Not a trace of dirt would be left.” The Prophet (Blessings and peace be upon him) said: “That is the example of the five obligatory prayers with which Allah blots out evil deeds.” (*Sahih Bukhari and Sahih Muslim*)

Steps for Performing Wudu (Ablution)

1. **Make the *Niyyah*** (intention) in your heart that this act of *Wudu* is for the purpose of preparing for *Salah*, no need to utter *Niyah* by mouth.

2. **Say the following (silently, in your head, not out loud):** *Bismillah* "In the name of Allah,"



3. **Wash your hands.** Use your left hand to wash your right hand (3 times). After that, using your right hand, wash your left hand. (3 times).

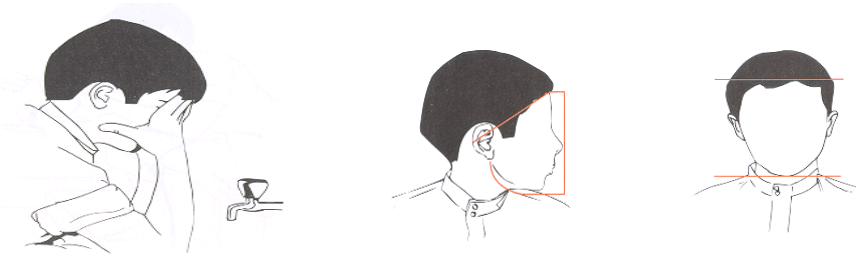


4. **Wash your whole mouth & upper part of throat** do this thoroughly to get all the remaining food in your mouth out. (3 times).

5. **Inhale (or "throw") water into your nose.** After which you will blow the water out. (3 times).

Steps for Performing Wudu (Ablution)

6. Wash your face completely by spreading your hands from your right ear to the left, and from the edge of the hair to the chin. (3 times).



7. Wash your lower arms from wrists to elbows, leave no part dry Wash your right arm with your left hand (3 times) and then wash your left arm with your right hand (3 times)

Steps for Performing Wudu (Ablution)

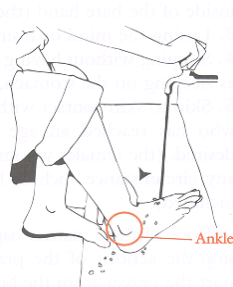


8. Wipe your head. Using your wet hands, just gently wipe your head from front to back and back to front (Once).



9. Wipe your ears inside and out by putting finger in all crevices of ear and thumb behind it, wiping down. (Once).

Note: Do not wipe your neck after rinsing your ears. According to the Sunnah, it is a Bid'ah (innovation)



10. Wash each of your feet. Do so up to the ankles (3 times) and be sure water goes between the toes. Or instead you can perform mas-h, if you have the needed requirements for doing it.

Steps for Performing Wudu (Ablution)

11. Recite the following:

أَشْهَدُ أَنْ لَا إِلَهَ إِلَّا اللَّهُ وَحْدَهُ لَا شَرِيكَ لَهُ، وَأَشْهَدُ أَنَّ مُحَمَّدًا عَبْدُهُ
وَرَسُولُهُ

*Ash-hadu allaa ilaaha illallaahu wahdahuu laa shariikalah,
wa ash-hadu anna Muhammadan 'abduhuu wa rasuuluh*
(Sahih Muslim)

"I bear witness that there is no deity worthy of worship except Allah alone, and I bear witness that Muhammad is His servant and is messenger."

The Things that Break Wudu

- Any discharge from the front or back passage (urine, stools, wind, etc.), except for wind emitted from a woman's front passage - that does not break wudu'.
- Emission of urine or stools from anywhere other than the urethra or anus.
- Losing one's mind, deep sleep, unconsciousness, intoxication, etc.
- Touching one's penis (Abu Daud)
- Eating camel meat (Sahih Muslim)

Men & Women's Salah

There is no difference between Men and Women's Salah except their dress

Qiyam (Standing),
Ruku, Sajdah, Jalsah
all are same for both
man and woman.



Women should
cover their feet
during Salah

NOTE: The description of the Prophet's (pbuh) prayer applies equally to men and women, for there is nothing in the Sunnah to necessitate the exception of women from any of these descriptions; in fact, the generality of the Prophet's (pbuh) instruction: "Pray as you have seen me praying", includes women.

This is the view of Ibraaheem an-Nakh'i, who said "A woman's actions in the prayer are same as a man's " - transmitted by Ibn Abi Shaibah (1/75/2), with a sahih sanad from him.

Start

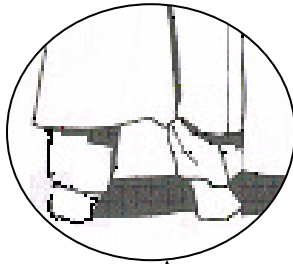
Takbeer

(Takbeer means Allahu Akbar)

NOTE: No need to utter Niyah by mouth, keep intention (Niyah) in your mind. (To make Niyah, i.e., to say Nawaytuan usallia lillahi ta'ala rakatai IS BIDA'H, and therefore must be avoided)

Standing (Qiyam)

Stand upright (erect) facing the Qiblah, make Niyah (intention in your heart) for the intended prayer (salah).



Stand for prayer (salah) with your feet towards the Qiblah.

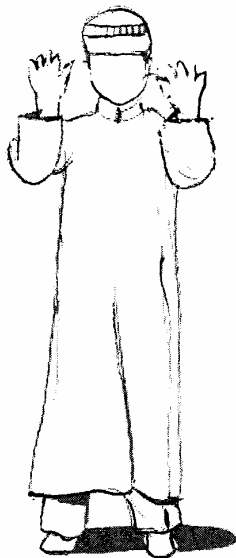


Say Takbeer Tahrimah

الله أكبر

Allahu Akbar

"Allah is the Greatest"

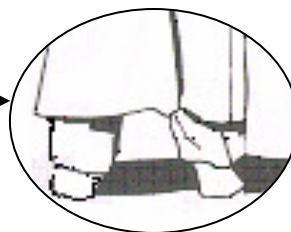


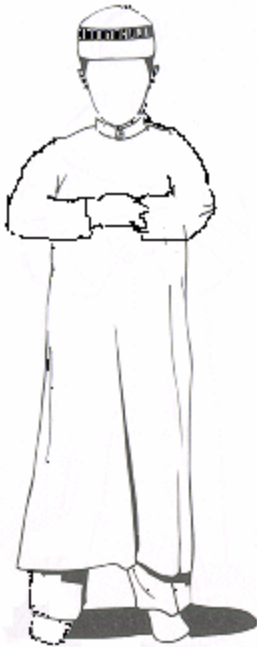
Raise both hands (palms facing the Qiblah) up to your ear lobes or shoulders and place your both hands over your chest.



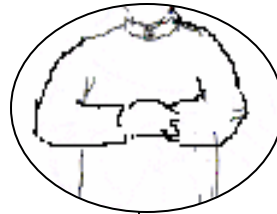
Head and eyes directed to the place of prostration (sajdah).

Keep the distance between your two feet according to your need.






Correct position



Place the right hand over the left hand and place your both hands over your chest.

Wrong



Then start the prayer (Salah) with this supplication (Dua')

"اللَّهُمَّ بَاعِدْ بَيْنِي وَبَيْنَ خَطَايَايَ كَمَا بَاعَدْتَ بَيْنَ الْمَشْرِقِ
وَالْمَغْرِبِ، اللَّهُمَّ نَقِّنِي مِنْ خَطَايَايَ، كَمَا يُنَقَّى الثَّوْبُ الْأَبْيَضُ
مِنَ الدَّنَسِ، اللَّهُمَّ اغْسِلْنِي بِالسَّلْجِ وَالْمَاءِ وَالْبَرَدِ."

Allahumma baid bayni wa bayna khatayaya kama baatta baynal-mashriqi walmaghribi. Allahumma naqqini min khatayaya kama yunaqqath-thawbul-abyadu minad-danasi, Allahummagh-silni min khatayaya bis-salji wal maa-i wal baradi.

"O Allah! Keep me apart from my sins (faults) as you have kept apart the east and west. O Allah! Clean me from my sins as a white garment is cleaned from dirt. O Allah! Wash me off my sins with water, snow, and hail. (Bukhari and Muslim)

OR

With this supplication (Dua')

"سُبْحَانَكَ اللَّهُمَّ وَبِحَمْدِكَ، وَتَبَارَكَ اسْمُكَ، وَتَعَالَى جَدُّكَ،
وَلَا إِلَهَ غَيْرُكَ."

Subhaanaka Allaahumma wa bihamdika, wa
tabaarakasmuka, wa ta'aalaa jadduka, wa laa 'ilaaha
ghayruka.

*Glory is to You, O Allah, and praise. Blessed is Your Name
and Exalted is Your Majesty. There is none worthy of
worship but You. (Abu Dawud, Ibn Majah, An-Nasa'i, and
At-Tirmithi)*

Now recite Surah Fatiha

أَعُوذُ بِاللَّهِ مِنَ الشَّيْطَانِ الرَّجِيمِ
بِسْمِ اللَّهِ الرَّحْمَنِ الرَّحِيمِ
الْحَمْدُ لِلَّهِ رَبِّ الْعَالَمِينَ
الرَّحْمَنِ الرَّحِيمِ
مَالِكِ يَوْمِ الدِّينِ
إِيَّاكَ نَعْبُدُ وَإِيَّاكَ نَسْتَعِينُ
إِهْدِنَا الصِّرَاطَ الْمُسْتَقِيمَ
صِرَاطَ الَّذِينَ أَنْعَمْتَ عَلَيْهِمْ غَيْرِ الْمَغْضُوبِ عَلَيْهِمْ وَلَا الضَّالِّينَ

“A ‘udhu billahi-minash-Shaytanir-rajeem.

Bismilla-hir-Rahmaanir-Raheem.

Alhamdu lillahi Rabbil-’alameen. Ar-Rahmanir-Raheem. Maliki yawmid-deen. Iyyaka na’budu wa iyyaka nasta’een. Ihdinas-siratal-mustaqeem. Siratal-ladheena an’amta ‘alayhim, ghayril-maghdoobi ‘alayhim walad-dalleen.” Ameen (Surah Fatiha 1:1-7)

Translation:

I seek refuge with Allah from the accursed devil (Shaitan)."

In the Name of Allah, the Most Gracious, the Most Merciful.

All praise and thanks are Allah's, the Lord of the 'Alamin. The Most Gracious, the Most Merciful. The Only Owner of the Day of Recompense. You (Alone) we worship, and You (Alone) we ask for help. Guide us to the Straight Way. The way of those on whom You have bestowed Your Grace, not (the way) of those who earned Your Anger, nor of those who went astray. (Surah Fatiha 1:1-7)

Note: Recite Surah Fatiha in every rakah. If not recited, your Salah will be invalid.

Recite Surah Ikhlas

بِسْمِ اللَّهِ الرَّحْمَنِ الرَّحِيمِ
قُلْ هُوَ اللَّهُ أَحَدٌ
اللَّهُ الصَّمَدُ
لَمْ يَلِدْ وَلَمْ يُولَدْ
وَلَمْ يَكُنْ لَهُ كُفُوًا أَحَدٌ

“Bismilla-hir-Rahmaanir Raheem.”

“Qul huwal-lahu ahad. Allahus-Samad. Lam yalid
wa lam yuulad. Wa lam yakul-lahu kufuwan ahad.

Translation:

*In the Name of Allah, the Most Gracious, the Most
Merciful.*

*Say: Allah is Unique! Allah is the source [for everything];
He has not fathered anyone nor was He fathered, and
there is nothing comparable to Him!”
(Surah Ikhlas 112:1-4)*

NOTE: You can also recite any other Surah or any part of the Qur’an other than this.

Ruku

(Bowling/Bending forward)

Say

الله أكبر

Allahu Akbar

"Allah is the Greatest"

Then go into bowing (Ruku)

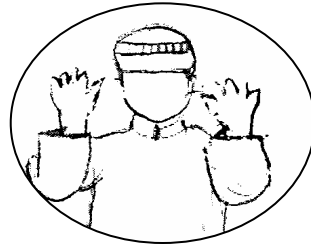
Rafe' Yadain before Ruku (Sahih Muslim)

(Rafe' Yadain means raising two hands up to the ear lobes or the shoulders)



Head and eyes directed to the place of prostration (sajdah).

Saying *Takbeer*, raise both hands (palms facing the Qiblah) up to your ear lobes or shoulders.



Say in the Ruku:

سُبْحَانَ رَبِّيَ الْعَظِيمِ

Subhaana Rabbiyal Azeem

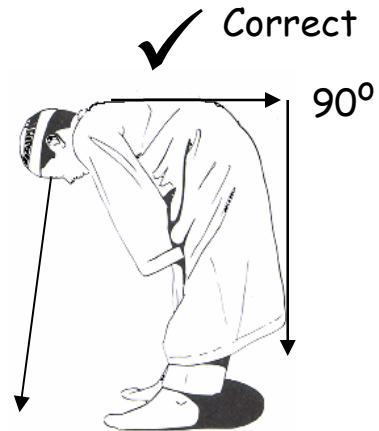
“Glorified is my Lord, the Most Great”

(Abu Dawud, Ibn Majah, An-Nasa'i, At-Tirmithi, and Ahmad)


**(Recite it three or more
odd times)**

Your back and head should bend at 90° (ninety degrees) to the rest of your body.

Bend your body so that your back and head are straight and in level with the ground, keep your eyes on the ground.

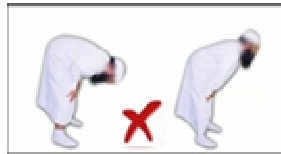


Place palms firmly on your knees and keep both hands and knees straight.



Eyes should not be directed to the toes.

Wrong



X



Do not bend your body like a curve. It should be L shape, as in the top diagram.

Qauma

After raising the head from Ruku,
(i.e., in the Qauma position), say:

سَمِعَ اللَّهُ لِمَنْ حَمِدَهُ

Sami-Allahu liman hamidah

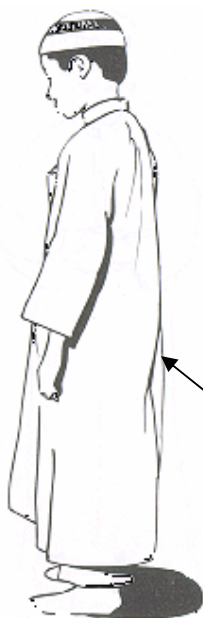
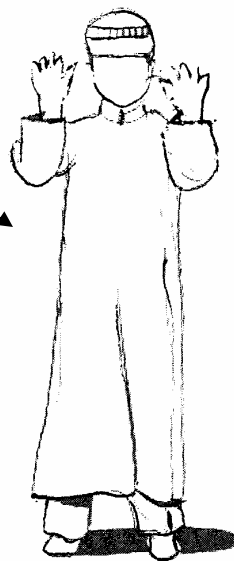
“Allah hears those who praise Him” (Sahih Bukhari)

رَبَّنَا وَلَكَ الْحَمْدُ،
حَمْدًا كَثِيرًا طَيِّبًا مُبَارَكًا فِيهِ

**Rabbanaa wa lakal-hamd,
hamdan katheeran tayyiban mubaarakan feeh.**

Our Lord, praise is Yours, abundant, good and
blessed praise. (Sahih Bukhari)

While raising head from the Ruku', raise both hands (palms facing the Qiblah) up to your ear lobes or shoulders, and direct your head and eyes to the place of prostration (sajdah).



After Ruku', stand upright (erect) hanging your two hands by your sides till every part of the body returns to its place.

Sajdah

(Prostration)

While going down to *Sajdah*, say...

اللَّهُ أَكْبَرُ

Allahu Akbar

Allah is the Greatest.

Then while in prostration (*sajdah*), say...

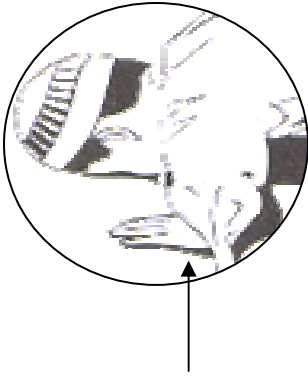
سُبْحَانَ رَبِّيَ الْأَعْلَى

“Subhaana Rabbiyal-a’la”

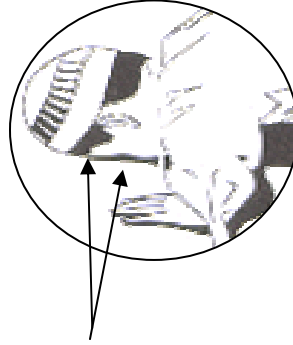
Glorified is my Lord, the Most High.

(Abu Dawud, Ibn Majah)

(Recite it three or more odd times)



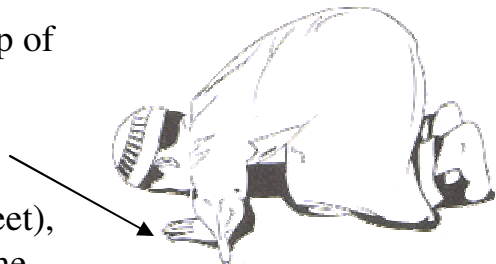
Place your hands down on the ground below your ears, your forearms must not rest on the ground.



Your forehead along with the tip of your nose must touch the ground

During prostration (sajdah), seven parts of your body must touch the ground:

- 1) Your forehead along with the tip of the nose
- 2, 3) Both hands
- 4, 5) Both knees
- 6, 7) the bottom of your toes (both feet), all pointing in the direction of the Qiblah.



While rising to the sitting position, say...

اللَّهُ أَكْبَرُ

Allahu Akbar

“Allah is the Greatest”

Then sit up and say:

اللَّهُمَّ اغْفِرْ لِي، وَارْحَمْنِي، وَاهْدِنِي، وَاجْعَلْنِي، وَعَافِنِي، وَارْزُقْنِي،
وَارْفَعْنِي

Allaahum-maghfir lee, warhamnee, wahdinee, wajburnee, wa
'aafinee, warzuqnee, warfa'nee.

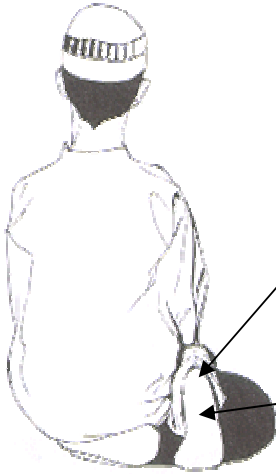
O Allah! Forgive me, have mercy on me, guide me, support me,
protect me, provide for me and elevate me. (Abu Dawud, Ibn Majah)

OR

رَبِّ اغْفِرْ لِي، رَبِّ اغْفِرْ لِي

Rabbighfir lee, Rabbighfir lee!

My Lord, forgive me. My Lord, forgive me." (Abu Dawud)



In between two prostrations (sajdah), sit on your left foot with your right foot vertical to the ground and your toes pointing in the direction of the Qiblah.

Right foot vertical to the ground with toes in the direction of the Qiblah.

Sit relaxed with your back straight to the ground, your hands resting comfortably on your thighs and knees.



While going down to Sajdah (second), say:

اللَّهُ أَكْبَرُ

Allahu Akbar

“Allah is the Greatest.”

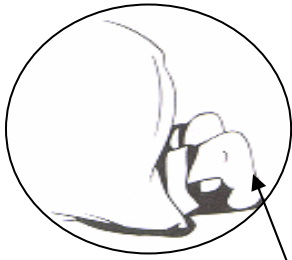
Then while prostrating (in sajdah), say:

سُبْحَانَ رَبِّيَ الْأَعْلَى

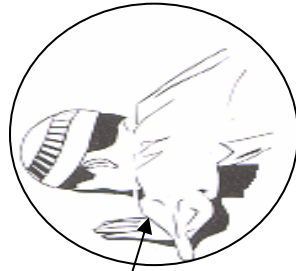
Subhaana Rabbiyal-a'la

“Glorified is my Lord, the Most High.”

NOTE: Recite it three or more odd times




Your feet should be vertical to the ground with your heels together and the toes pointing in the direction of the Qiblah.



Your forearms must not touch the ground, there must remain space between those and the ground.

During prostration (sajdah), seven parts of your body must touch the ground as mentioned earlier.



**With the help of both hands, stand up
for offering second *Rak'ah*, saying
Takbeer:**


اللَّهُ أَكْبَرُ

Allahu Akbar

“Allah is the Greatest.”

Begin the *Rak'ah* with *Surah Al-Fatiha*.

NOTE: It is obligatory to recite *Surah Al-Fatiha* in every *Rak'ah*. The Imam and his followers both have to recite it.



While standing after Sajdah fold your fingers into a fist and push to the ground.

Place the right hand over the left hand and place your both hands over your chest.



Keep the distance between the feet according to your need.

Recite Surah Al-Fatiha

بِسْمِ اللَّهِ الرَّحْمَنِ الرَّحِيمِ
الْحَمْدُ لِلَّهِ رَبِّ الْعَالَمِينَ
الرَّحْمَنِ الرَّحِيمِ
مَالِكِ يَوْمِ الدِّينِ
إِيَّاكَ نَعْبُدُ وَإِيَّاكَ نَسْتَعِينُ
اهْدِنَا الصِّرَاطَ الْمُسْتَقِيمَ
صِرَاطَ الَّذِينَ أَنْعَمْتَ عَلَيْهِمْ غَيْرِ الْمَغْضُوبِ عَلَيْهِمْ وَلَا الضَّالِّينَ

“Bismilla-hir-Rahmaanir-Raheem.

Alhamdu lillahi Rabbil-'alameen. Ar-Rahmanir-Raheem.

Maliki yawmid-deen. Iyyaka na'budu wa iyyaka nasta'een.

Ihdinas-siratal-mustaqeem. Siratal-ladheena an'ama 'alayhim
ghayril-maghdoobi 'alayhim walad-dalleen.” Ameen

*In the Name of Allah, the Most Gracious, the Most Merciful.
All praise and thanks are Allah's, the Lord of the 'Alamin.
The Most Gracious, the Most Merciful. The Only Owner of
the Day of Recompense. You (Alone) we worship, and You
(Alone) we ask for help. Guide us to the Straight Way. The
way of those on whom You have bestowed Your Grace, not
(the way) of those who earned Your Anger, nor of those
who went astray. (Surah Fatiha 1: 1-7)*

Recite Surah Al-Kauthar

بِسْمِ اللَّهِ الرَّحْمَنِ الرَّحِيمِ

إِنَّا أَعْطَيْنَكَ الْكَوْثَرَ
صَلِّ لِرَبِّكَ وَانْحَرْ
إِنَّ شَانِئَكَ هُوَ الْأَبْتَرُ

“Bismilla-hir-Rahmaanir-Raheem.

Inna a'tainakal-Kauthar. Fasalli lirabbika wanhar.
Inna shaani'aka huwal- abtar.”

In the Name of Allah, the Most Gracious, the Most Merciful.

Verily, We have granted you Al-Kauthar (a river in the Paradise). Therefore, turn in prayer to your Lord and sacrifice (to Him only). For the one who hates you (your enemy), he will be cut off (from prosperity in this world and in the Hereafter). (Surah Al Kauthar 108:1-3)

OR

Recite any other Surah or any part of the Qur'an other than this Surah

After this, repeat the same actions in the second *Rak'ah* too which you have performed in the first *Rak'ah*:

Saying

1. Takbeer (Allahu Akbar)

Going into

2. Ruku' (Bowling)

Standing upright into

3. Qaumah (Raising both hands up to your ear lobes or shoulders)

Going into first

4. Sajdah (Prostration)

Rising for

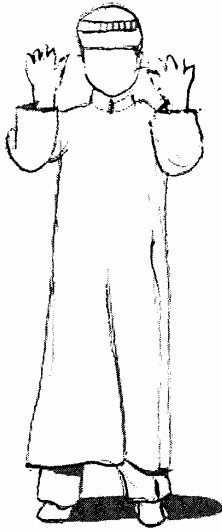
5. Jalsah (Sitting between two prostrations)

Going into second

6. Sajdah (Prostration)

Going into

7. Jalsah (Sitting for Tashahhud)



1. Qiyam
(Takbeer)

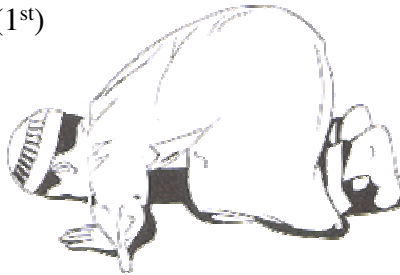


2. Ruku'

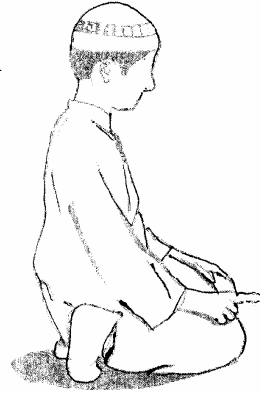


3. Qaumah
(Qauma is the standing position after Ruku' before going into Sajdah)

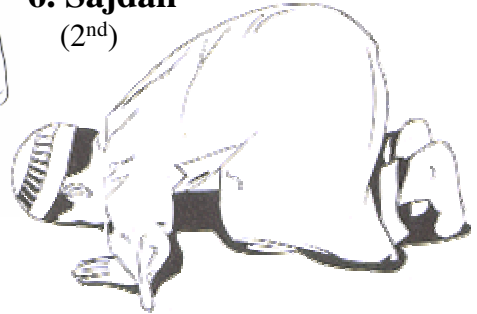
4. Sajdah
(1st)



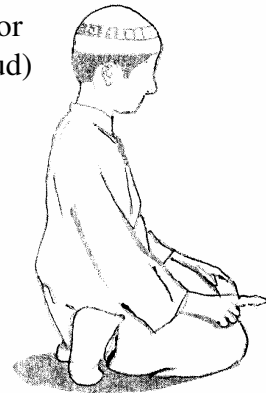
5. Jalsah



6. Sajdah
(2nd)



7. Jalsah
(Sitting for Tashahhud)



Jalsah

(Sitting Position)

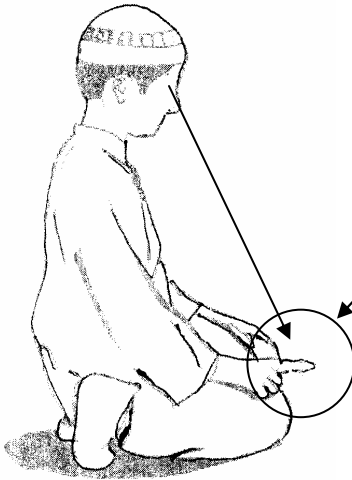
After raising your head from *Sajdah*, sit for *Tashahhud* and recite:

التَّحِيَّاتُ لِلَّهِ، وَالصَّلَوَاتُ، وَالطَّيِّبَاتُ،
السَّلَامُ عَلَيْكَ أَيُّهَا النَّبِيُّ وَرَحْمَةُ اللَّهِ وَبَرَكَاتُهُ،
السَّلَامُ عَلَيْنَا وَعَلَى عِبَادِ اللَّهِ الصَّالِحِينَ. أَشْهَدُ
أَنَّ لَا إِلَهَ إِلَّا اللَّهُ وَأَشْهَدُ أَنَّ مُحَمَّدًا عَبْدُهُ
وَرَسُولُهُ

“At-tahiyatu lillahi was-salawatu wat-tayyibatu as-salamu ‘alayka, ayyuhan-nabiyyu wa rahmatullahi wa barakatuhu, as-salamu ‘alayna wa ‘ala ‘ibadul-lahis-saliheen. Ashhadu alla ilaha illallahu wa ashadu anna Muhammadan abduhu wa Rasuluhu.”

All the compliments, prayers and good things are due to Allah. Peace be upon you, O Prophet and Allah’s Mercy and Blessing be on you. Peace be on us and on the true pious devotees of Allah. I testify that none has the right to be worshipped but Allah and I testify that Muhammad is His slave and His Messenger.

Sit relaxed for the first *Tashahhud* with your back straight to the ground, your left hand resting comfortably on your left thigh and knee.



By the thumb and the middle finger of your right hand form a circle (O) and point your index finger in the direction of the *Qiblah* and keep it moving till the end of *Dua'*. Also fix your eyes on your index finger.

Right foot vertical to the ground with toes in the direction of the *Qiblah*.



Now recite as follows.

اللَّهُمَّ صَلِّ عَلَى مُحَمَّدٍ وَعَلَى آلِ مُحَمَّدٍ، كَمَا صَلَّيْتَ عَلَى إِبْرَاهِيمَ وَعَلَى آلِ
إِبْرَاهِيمَ، إِنَّكَ حَمِيدٌ مَجِيدٌ، اللَّهُمَّ بَارِكْ عَلَى مُحَمَّدٍ وَعَلَى آلِ مُحَمَّدٍ كَمَا
بَارَكْتَ عَلَى إِبْرَاهِيمَ وَعَلَى آلِ إِبْرَاهِيمَ، إِنَّكَ حَمِيدٌ مَجِيدٌ

"Allahumma salli 'ala Muhammad wa 'ala ali Muhammad kama
sallayta 'ala Ibrahim wa 'ala ali Ibrahim innaka Hameedum-
Majeed. Allahumma barik 'ala Muhammad wa 'ala ali
Muhammad kama barakta 'ala Ibrahim wa 'ala ali Ibrahim
innaka Hameedum-Majeed."

*O Allah bestow Your favor on Muhammad and on the family of
Muhammad as You have bestowed Your favor on Ibrahim and
on the family of Ibrahim, You are Praiseworthy, Most Glorious.
O Allah, bless Muhammad and the family of Muhammad as
You have blessed Ibrahim and the family of Ibrahim, You
are Praiseworthy, Most Glorious. (Sahih Bukhari)*

اللَّهُمَّ إِنِّي أَعُوذُ بِكَ مِنْ عَذَابِ الْقَبْرِ، وَمِنْ عَذَابِ جَهَنَّمَ، وَمِنْ فِتْنَةِ الْمَحْيَا
وَالْمَمَاتِ، وَمِنْ شَرِّ فِتْنَةِ الْمَسِيحِ الدَّجَالِ

Allaahumma 'innee 'a'oozu bika min l'azaabil-qabri, wa min
'azaabi jahannama, wa min fitnatil-mahyaa walmamaati, wa
min sharri fitnatil-maseehid-dajjaal.

*O Allah, I seek refuge in You from the punishment of the grave, and from
the punishment of Hell-fire, and from the trials of life and death, and from
the evil of the trial of the False Messiah. (Bukhari and Muslim)*

NOTE: You can also recite other invocations (Dua) besides this which are mentioned
in the books of Sahih Ahadith)

In the last *Tashahhud* sit on your left thigh with your right foot vertical to the ground and your toes pointing in the direction of the *Qiblah*.



Sit relaxed on your buttocks with your left hand resting comfortable on your left knee.



Right foot vertical to the ground with toes in the direction of the *Qiblah*.

(Now you have to offer Salaam)

Salaam

(Salutation)

While turning you head to the right say...

السَّلَامُ عَلَيْكُمْ وَرَحْمَةُ اللَّهِ

"As-salaamu 'alaykum wa rahmatullah"


Peace be upon you and the Mercy of Allah.

Then turning your head to the left, say...

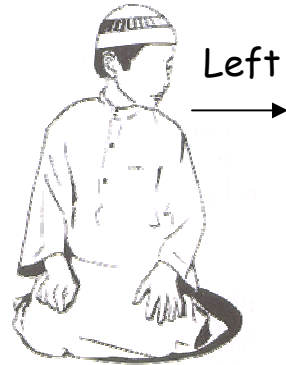
السَّلَامُ عَلَيْكُمْ وَرَحْمَةُ اللَّهِ

"As-salaamu 'alaykum wa rahmatullah"

Peace be upon you and the Mercy of Allah.



Make Salaam
(salutation) first to
the right and then to
the left.



End of Salah

**After Salaam,
Rasul (PBUH) used to recite:**

33 times Subhanallah (Glory to Allah)

33 times Alhamdulillah (All praise is for Allah)

34 times Allahu Akbar (Allah is the Greatest)

Total 100 times